

History of the Internet

- 1992 – Ten websites
- 1997 – 1 Million websites
- 2001 – 29 Million websites
- 2005 – 65 Million websites
- 2010 – 200 Million websites
- 2015 – 1 Billion websites



Internet usage in one day

- Internet users - 2,690,000,000 Approx
- E mail Messages - 130,000,000,000 Approx
- Google Searches - 1,500,000,000 Approx



Usage in 1 Minute

- 25,000 items bought from Amazon
- 67,000 Photos uploaded onto Instagram
- 100,000 Youtube Videos viewed
- 571 New Websites registered





Important Instagram Terms & Conditions

- You must be at least 13 years old to use the Service
- You may not post violent, nude, partially nude, discriminatory, unlawful, infringing, hateful, pornographic or sexually suggestive photos or other content via the Service
- Instagram does not claim ownership of any content that you post on or through the Service. **Instead**, you hereby grant to Instagram a non-exclusive, fully paid and royalty-free, transferable, sub-licensable, worldwide licence **to use the Content that you post on or through the service**, subject to the Service's Privacy Policy


Only post on social media if :-



- You would be happy if your parents see it



- You would be happy if your children see it



- You would be happy if it was posted on the front page of a newspaper



- You would be happy for your enemy to see it



- You would be happy to see it in 5 years time

Smart Rule

- **S**afe – Do not share personal information, email, phone numbers, address and passwords.
- **M**eeting – Never meet someone you have only met online.
- **A**ccepting – Do not open emails, texts and files from an unknown source, this can lead to malware or a virus.
- **R**eliable – Information on the internet is not always true. People post false details.
- **T**ell - Inform a parent or carer or a trusted friend/teacher if anything online makes you feel uncomfortable or worried.




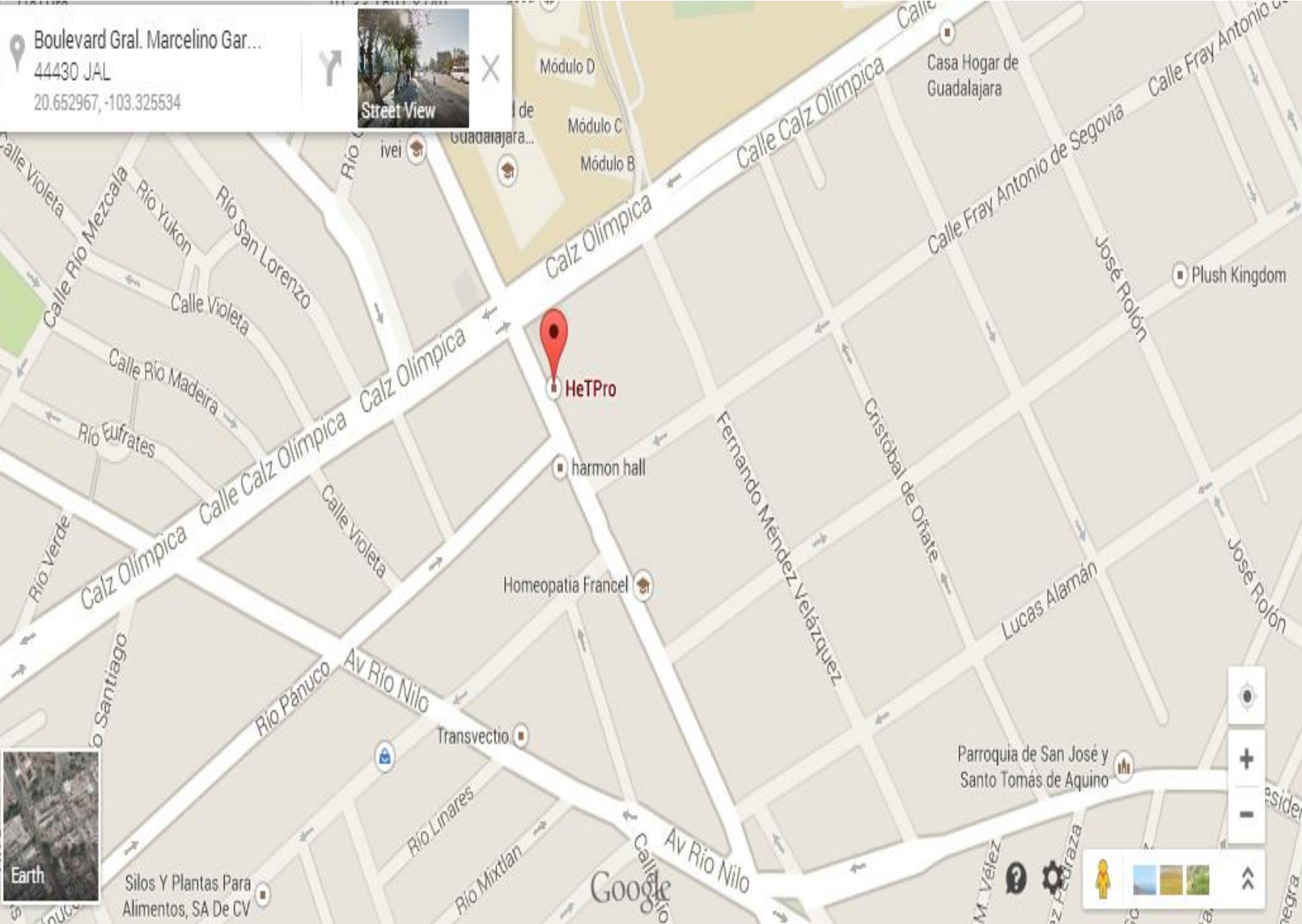
According to the Child Exploitation and Online Protection Centre most child sexual exploitation offences take place online. These offences include deceiving children into producing indecent images of themselves, engaging in sexual chat online or sexual activity over a webcam.

Analysis by the centre reveals that **13 and 14 year olds** represent the largest single victim group.

Geo Location Services

Digital Images taken on a phone camera can also expose your location





<http://www.childline.org.uk>

Useful websites for children and young people to ask questions around accessing online pornography. Suitable for 12 years and over.

<http://www.nspcc.org.uk>

Information for parents on how to talk to your children about the risks of online pornography.

CYBER - BULLYING TRAITS


- It is an **invasion of personal space** for young people and is all encompassing and penetrating.
- The **audience can be large, reached rapidly and can be unknown**
- It is **easier for perpetrators to remain anonymous through the online world or masquerade** as another person
- The target of **bullying can be anyone as physical and other factors do not come into play.**
- Often young people who **engage in cyber-bullying get involved in an unintentional way.**
- There **is a disconnection as they are removed from the face to face.**
- **There is an evidence trail in the online world** therefore there is the ability to track people

Advise for young people and their families regarding cyber-bullying

- Tell someone you trust
- Report any cyber-bullying, even if it's not happening to you
- Never respond/retaliate as it could make matters worse
- Block the cyber-bullies from contacting you
- Save and print any bullying messages, posts, pictures or videos that you receive
- Make a note of the dates and times they are received
- Keep your passwords private
- Don't post any personal information or pictures online

Digital Footprint

- Try googling yourself and your family, this will show your digital footprint.
- Click on images when googling to see what pictures of your family maybe out there.
- If you find something inappropriate then so can someone else.
- Google will remove personal information if requested to do so.



We ALL leave a digital footprint

Once it's on-line it's
virtually impossible
to scrub out

.. and the data
on you will follow
you around for life



Reputation Management

Always be careful when you post something online or upload a photograph

Once it is sent or uploaded it may stay there for ever

If it is copied or resent, then you may never be able to remove it

When you apply for a University or your first job, you will probably be Googled.

Other people will be able to find out what you have said and done on Social Media,

Think before you click



Key Messages - Summary

- Know who you're talking to, people aren't always who they say they are
- Learn how to use and set security settings across a range of devices
- Keep your personal information private
- Know how to report on sites and services you are using
- Implications of children having unsupervised access to the world wide web
- Understand digital footprint:
 - Uploading Self-taken images and videos
 - Location-based photographs – Geo tagg
- Future implications of actions of online behaviour
- How to report to sites
 - CEOP (Child Exploitation Online Protection)
 - NSPCC
 - IWF (Internet Watch Foundation)



Safe search platforms for Children

There are some search providers designed for children

www.swiggle.org.uk

www.kidclicks.org

www.kidrex.org

www.kidzsearch.com

www.safesearchkids.com

www.factmonster.com

www.gogooligans.com



Useful websites:

- www.thinkyouknow.co.uk
- www.internetmatters.org
- www.kidsmart.org.uk
- <http://childnet.com>
- <http://www.nspcc.org.uk>
- <https://www.lucyfaithfull.org.uk> (what's the problem)
- <https://www.common sense media.org>

So what can we do?



Safe search platforms for Children

There are some search providers designed for children

www.swiggle.org.uk

www.kidclicks.org

www.kidrex.org

www.kidzsearch.com


www.safesearchkids.com

www.factmonster.com

www.gogooligans.com



80% of kids have phones with cameras
& private images are being shared widely.
How can kids keep themselves safe?



Before taking a photo...
STOP-&-THINK



SelfieCop is a new App that can teach kids safer camera behaviour by allowing parents to keep track of photos & videos taken on their child's phone. www.selfiecop.com

Youtube for kids app

- Easy to set parental controls.
- Limit which videos children can watch
- Set a time limit
- Switch off the search function
- Set an age appropriate filter





The world of Minecraft

Immerse yourself in the game with our infographic and learn how to talk to your child about staying safe.





Parental controls that will enable parents to shut-off chat capability.

Age visibility so that parents can easily determine that the settings for their kids are age appropriate.

More stringent chat controls for under 13s restricting a greater range of words



KD UK has announced that the Kurio Phone will be the first smartphone developed specially for kids.

The Kurio Phone looks like many other Android handsets on the market but safety is a key priority and as such has the firm's KurioGenius Parental Controls onboard. The smartphone itself has a 4in screen, Google Play and Kurio app stores, Wi-Fi, Bluetooth and a microSD card slot.

Thinkyouknow CEOP



Welcome to the thinkuknow website

Come in to find the latest information on the sites you like to visit, mobiles and new technology. Find out what's good, what's not and what you can do about it.

If you look after young people there's an area for you too – with resources you can use in the classroom, at home or just to get with it.

Most importantly, there's also a place which anyone can use to report if they feel uncomfortable or worried about someone they are chatting to online.

All the information here is brought to you by the team at the [Child Exploitation and Online Protection \(CEOP\) Centre](#). We hope you like it.

[Home](#)[Have fun](#)[Be careful](#)[Know who
to talk to](#)[Goodies](#)[Lee and Kim](#)[Hector's World](#)

Welcome to Hector's World™

Watch Hector and his friends learning how to use
their computers safely!



Cartoon 1:
**Details,
Details...**

[▶ Play](#)

Cartoon 2:
**Welcome
to the
Carnival**

[▶ Play](#)

SID's Top Tips

THINK
U 
KNOW

Top Tip
Number

1

People you don't
know are strangers.
They're not always
who they say
they are.

Top Tip
Number

Be nice to people
on the



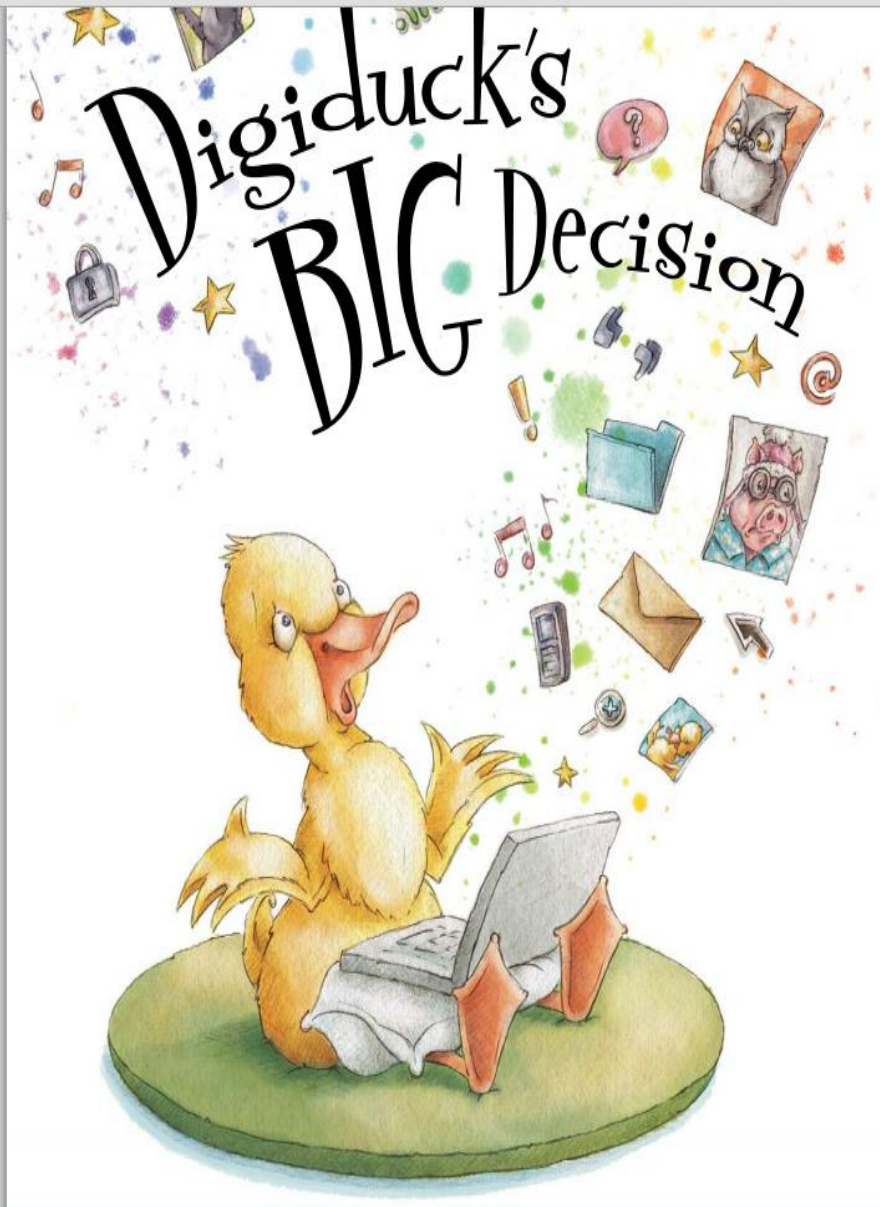


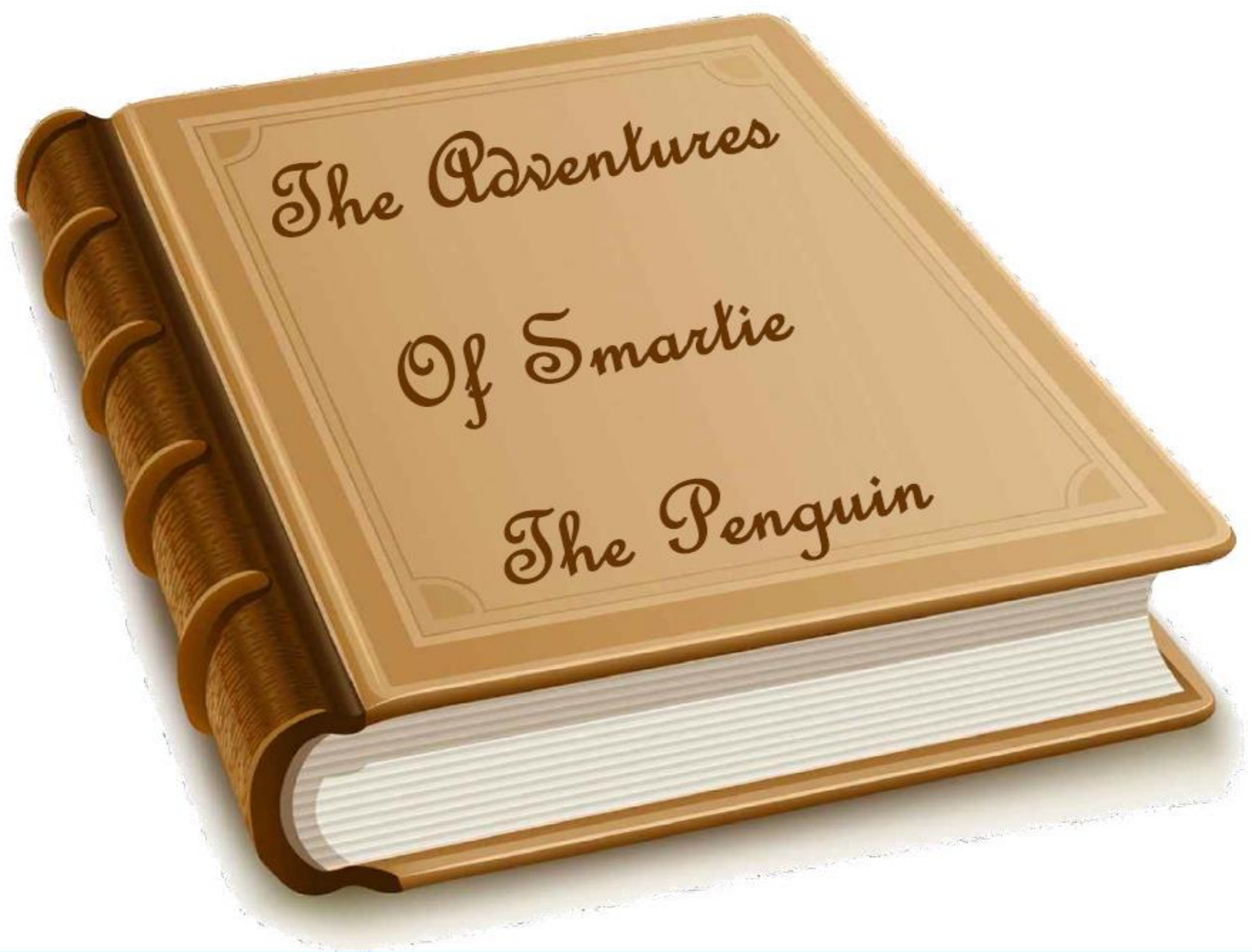
Captain Kara and Winston's SMART Adventure

The SMART Adventure illustrates Childnet's SMART rules and includes a real life SMART Crew of young people who guide the cartoon characters in their quest and help them make smart online decisions.



Written by
Lindsay
Buck,
Childnet
International
Illustrated by
Ciara Flood





If anything happened that made him feel worried, upset or confused he didn't try to fix things by himself...



He stopped...
thought about
what to do... and
always asked an
adult for help.

Time to chat



PEGI

Pan European Games Information



TIPS FOR PARENTS/CARERS

When you buy a game console/Mobile phone make sure you ask the vender about its online capabilities. Know what the equipment is capable of.

Think about the location of the game console. Keep it in a common area if possible. A family room is best for monitoring and supervision. Don't allow children to have internet enabled devices in their bedroom until they reach an age and maturity to keep themselves safe.

Discuss the risks with your child. Don't wait for something to happen before you talk to your child about the potential risks of gaming online. Ensure they have privacy settings activated and help them to understand why this needs to be done.

Gaming sites/Social Media often have ways of reporting abusive chat and blocking unwelcome contact from other users. – You should know how to do this.

Ask your child what they are playing or what Social Media they are using. Take an interest in your child's on line life – just as you would if they were in a football team in the real world. Watch them playing and always keep lines of communication open.

What can you do now

- ☐ Search yourself online
- ☐ Check privacy settings
- ☐ Use strong passwords
- ☐ Update software
- ☐ Think before you post
- ☐ Review apps and remove any you are not using.
- ☐ Build a positive reputation.
- ☐ Set that very good example to your children when you use Social Media, e mails and the Internet.
- ☐ operate online in a way which would not call into question your position as a professional;