

# Dempsey's Days Out

**Free stuff to do in the hols!**

THE  
**READING**  
AGENCY

**Summer Reading Challenge**

**Marvellous  
Makers**

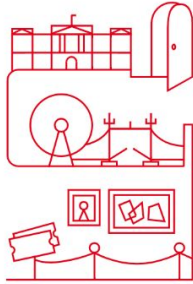
[summerreadingchallenge.org.uk/](https://summerreadingchallenge.org.uk/)

**Do you want to go  
out-out?**

**Free stuff to do in the hols!**

# The LEGO Store Leicester Square

## What is it?



### About

Explore two floors of LEGO bricks and models at **LEGO's** flagship store in **Leicester Square**.

There's lots to see at this popular London shop along with demos and in-store activities, so this is a destination not to miss for LEGO enthusiasts.

Be wowed by plenty of impressive models, including a full-size version of **James Bond's** Aston Martin, which you can climb inside to have your picture taken.

## What can I buy at The LEGO Store London Leicester Square?

Shop for the latest LEGO sets, big and small, including Harry Potter sets, LEGO Ninjago, LEGO City, LEGO Star Wars and LEGO Friends.

Get inspiration for your next build from the models dotted throughout the store. Handily, you can also source and buy any missing pieces of LEGO needed to complete your sets.

# What is there to do at The LEGO Store London Leicester Square?

Climb the giant, colourful LEGO tree that runs the full height of the building with lots of secret viewpoints. See if you can spot the models embedded within the tree and among its branches.

There's also a double-decker bus made out of 270,884 LEGO bricks, and you can have a selfie with William Shakespeare who is waiting at the bus stop.

There's also an exhibition space, a Minifigure Factory for you to design and build your own minifigure and a Mosaic Maker machine where you can have a photograph made into an artwork to take away.

## When is The LEGO Store London Leicester Square open?

The LEGO Store is open **Monday to Saturday from 8am to 10pm** and **Sunday from 12pm to 6pm**.

## Where is The LEGO Store London Leicester Square?

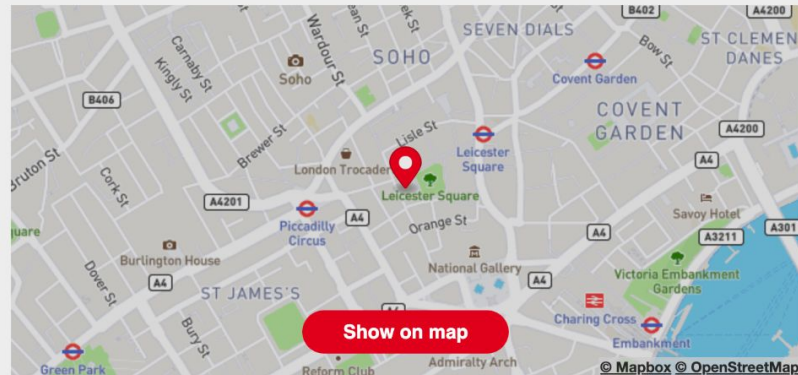
The LEGO Store is on the **west side of Leicester Square**, opposite **M&M's World**.

## How do I get to The LEGO Store London Leicester Square?

The closest Tube stations are **Leicester Square** (Northern and Piccadilly lines) and **Piccadilly Circus** (Piccadilly and Waterloo lines), which are both a three-minute walk away.

# Where is it?

### Location



#### Address

3 Swiss Court  
London  
W1D 6AP

#### Telephone:

+44 (0)20 7839 3480

<https://www.lego.com/en-fr/stores/store/london-leicester-square>

# Be Amazed at The Natural History Museum

What is it?



**Natural History Museum** **FREE**

📍 Kensington and South Kensington

## Overview

## Location

## Reviews



### Times

Open daily 10am-5.50pm (last entry 17.30pm)



### Duration

Recommended time is three-four hours



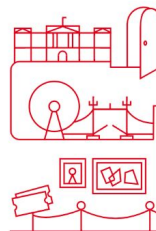
### Age

5+



### Accessibility

Please contact venue



## About

Delve into the history of planet Earth in the **Natural History Museum's** galleries, which house unique treasures from the museum's collection of more than 80 million objects spanning 4.5 billion years.

With its striking Victorian architecture and incredible exhibition spaces, the Natural History Museum in South Kensington is one of the city's most famous landmarks and best places to visit.

# What's there?

## What is there to do at the museum?

Top things to see at the Natural History Museum in South Kensington include **Hope**, the huge blue whale skeleton in Hintze Hall, fossils in the world-leading **Dinosaurs gallery** and **meteorites** from outer space.

Don't miss the latest exhibitions at the Natural History Museum, including the annual **Wildlife Photographer of the Year** exhibition, which features stunning photography of the natural world.

Also keep an eye out for exciting museum **events and activities**, from yoga and silent discos to dinosaur-themed sleepovers and behind-the-scenes tours, plus **family activities** during the school holidays.

Complete your visit with a wander around the **museum gardens** where you can follow in the footsteps of evolution as you move through the green spaces. Come face-to-face with a full-size bronze cast of a Diplodocus, be inspired by the canyon clad in natural stone, or sit peacefully and connect with nature.

<https://www.nhm.ac.uk/>

## How long does it take to see the Natural History Museum?

With more than 20 galleries and spaces to enjoy, you can easily spend all day here. Relax in the quiet Darwin Centre, browse the shops, or refuel at one of the museum's cafes, snack bars or picnic spots.

The museum is split into four zones, so if you're short on time, pick one of the zones based on your interests.

## Is the Natural History Museum free?

The Natural History Museum is free to visit. Some temporary exhibitions and events may require an admission fee and a pre-booked ticket.

## Do you have to book the Natural History Museum?

During busy periods, the museum may not always be able to accommodate walk-in entry, so **booking a timed entry ticket is recommended**.



# Step into the past at The Ragged School Museum



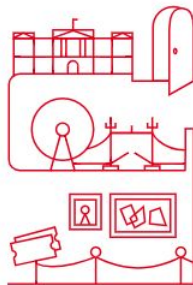
**Ragged School Museum** **FREE**

Q Bow and Mile End

<https://raggedschoolmuseum.org.uk/>

## About

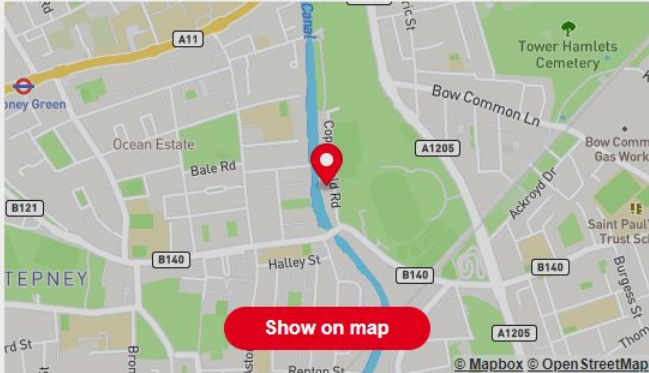
Museum about the East End in canalside warehouses which housed Barnardo's largest ragged school for poor children. The museum includes a reconstructed Victorian classroom, along with information on housing, education and work in the East End from the 1880s to 1900. Regularly changing programme of exhibitions and activities for schools, families and children.





# How do we get there?

Location Reviews



The map shows the Bow Common area in London. A red pin marks the location on Copperfield Road. Surrounding streets include Bow Common Ln, Ackroyd Dr, Halley St, and Ranton St. Landmarks such as Tower Hamlets Cemetery and Saint Paul's Trust School are also visible. Road markers for A11, B121, B140, and A1205 are present.

[Show on map](#)

© Mapbox © OpenStreetMap

**Address**  
46-50 Copperfield Road  
London  
E3 4RR

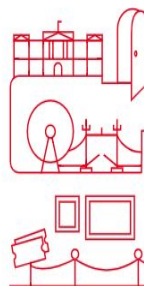
**Telephone:**  
+44 (0)20 8980 6405

**Public transport:**  
Turn left out of station, cross the road and then walk diagonally through the park.

# Enjoy seafaring tales at the National Maritime Museum Greenwich



## National Maritime Museum Greenwich



### About

The Museum has 14 different galleries to explore. Find out what made J. M. W. Turner's largest painting so controversial. Get up close to the actual uniform Admiral Nelson was wearing when he was fatally wounded at the Battle of Trafalgar.

In the Pacific Encounters Gallery, reflect on the complex legacy of European exploration and how this has shaped the Pacific as we know it today. Experience the lives of both ordinary seamen and well-known characters, such as Christopher Columbus, Elizabeth I and Francis Drake in the Tudor and Stuart Seafarers Gallery.


See the most experienced of explorers being pushed to the extremes of human endurance through the stories of heroic explorers in the Polar Worlds Gallery.

Bring the kids for an action-packed adventure: play in the All Hands Gallery, journey across the Great Map, explore the interactive Sea Things Gallery and look for Percy the penguin!

The National Maritime Museum, situated within a Unesco World Heritage Site, is part of Royal Museums Greenwich, which also encompasses the Royal Observatory, Cutty Sark and the Queen's House.

# How do we get there?

**Location**



**Address**  
Romney Road  
Greenwich  
London  
SE10 9NF

**Telephone:**  
+44 (0)20 8312 6608

**Email**  
[bookings@rmg.co.uk](mailto:bookings@rmg.co.uk)

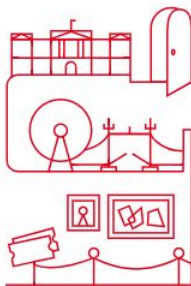
**Public transport:**  
Rail – Greenwich (zone 2) DLR – Cutty Sark for Maritime Greenwich By boat – from most central London piers

<https://www.rmg.co.uk/national-maritime-museum>

# Spend hours at The British Museum



British Museum, London **FREE**



## About

Founded in 1753, the **British Museum** in Bloomsbury has a collection covering two million years of history.

Showcasing human knowledge in all forms, it was the world's first public museum of its kind and attracts more than six million visitors each year.

## What is in the British Museum?

Find cultural treasures, both ancient and modern, all under one roof. Highlights of the British Museum's collection include **Egyptian mummies** and the **Parthenon Sculptures**.

Travel from ancient Greece and Egypt, to Africa and China, or from Roman Britain to medieval Europe in more than 60 free galleries centred around the magnificent **Great Court**.

Alongside the vast permanent collection, there are regular British Museum exhibitions focused on people, places, stories from the past and key themes for the present and future. Keep an eye out for exciting events based on the exhibitions.

# How do we get there?

<https://www.britishmuseum.org/>

## Location



### Address

Great Russell Street  
London  
WC1B 3DG

### Telephone:

+44 (0)20 7323 8000

### Email

[Information@britishmuseum.org](mailto:Information@britishmuseum.org)

### Public transport:

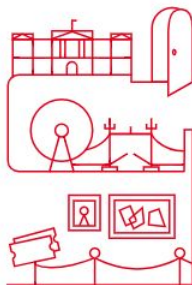
Tube: Russell Square/ Tott Court Rd



# Get interactive The Science Museum



Science Museum London **FREE**



## About

The Science Museum is home to award-winning exhibitions, iconic objects and stories of incredible scientific achievement.

The Museum's interactive galleries bring science to life, where you can see lightning strike before your eyes, play with forces on giant slides or travel through space under a canopy of stars.

## What kind of exhibitions can you see at the Science Museum?

There are four floors of educational and interactive exhibits, including the Soyuz TMA-19M descent module – the spacecraft that took astronaut Tim Peake back to Earth from the International Space Station, and a real piece of the Moon.

## What can I explore at the Science Museum?


You can explore the free galleries of the Science Museum, by walking beneath real rockets in **Exploring Space**; visiting the largest medical galleries in the world in **Medicine: The Wellcome Galleries**; diving into the role of mathematics in our lives in **Mathematics: The Winton Gallery**; or discovering some of the most iconic items that have shaped our society in **Making the Modern World**, from the Apollo 10 capsule module to Crick and Watson's DNA model.

# How do we get there?

<https://www.sciencemuseum.org.uk/home>

**Location**

Reviews



**Address**  
Science Museum, Exhibition Road  
London  
SW7 2DD

**Telephone:**  
033 0058 0058

**Email**  
[Info@sciencemuseumgroup.ac.uk](mailto:Info@sciencemuseumgroup.ac.uk)

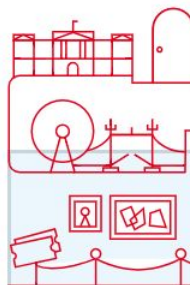
**Public transport:**  
Tube: South Kensington Train: Victoria





## Royal Festival Hall, Southbank Centre

© Southbank Centre



### About

The South Bank's major concert hall for orchestral concerts. Public tours of the hall have been discontinued.

### Important information

From Tuesday 20 February 2024, the Level 2 foyers at the Royal Festival Hall will be closed while refurbishment work is taking place.

Alternative facilities, including a ticket office, cafe and bar, will be available in the Queen Elizabeth Hall, while drinks and snacks will be on offer 60 minutes before an event on Levels 4 and 5 of the Royal Festival Hall.

Entry to Royal Festival Hall and to all our buildings is free.

Ticket prices vary. Please check website for more details.


You are welcome to come into our Foyer spaces and enjoy the atmosphere with or without a ticket.

### Opening Times

Every day: 10:00 - 23:00

# How do we get there?

## Location



### Address

Belvedere Road  
London  
SE1 8XX

### Telephone:

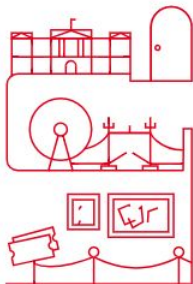
+44 (0)20 7960 4242

# The Tate Modern



**Tate Modern** **FREE**

Q Bankside



## About

A visit to London isn't complete without a trip to Tate Modern.

Britain's national museum of modern and contemporary art from around the world is housed in the former Bankside Power Station on the banks of the Thames. The awe-inspiring Turbine Hall runs the length of the entire building and you can see amazing work for free by artists such as Cézanne, Bonnard, Matisse, Picasso, Rothko, Dalí, Pollock, Warhol and Bourgeois.

This content has been supplied by Tate Modern

## Prices and opening times

Adult Ticket

Free

Entrance for the gallery is free, charges for events/special exhibitions.

This content has been supplied by Tate Modern

## Opening Times

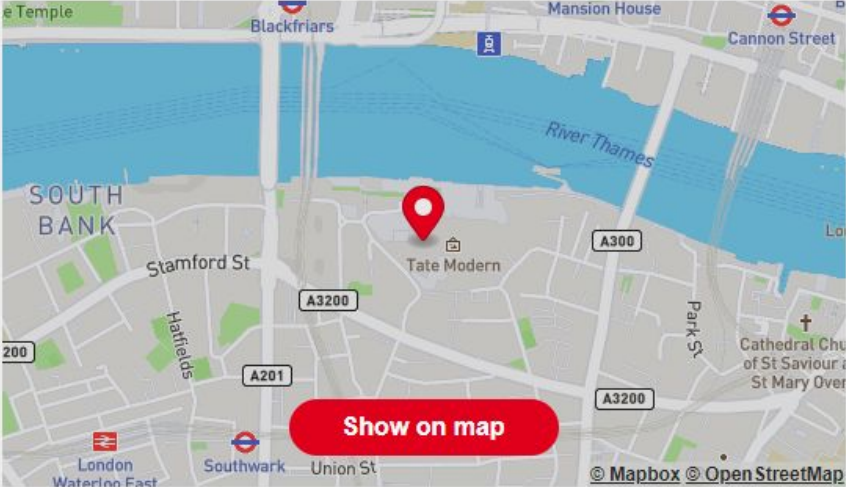
Sunday - Thursday, 10.00-18.00 Friday and Saturday, 10.00-22.00 Tate Modern is open as normal on bank holidays. It closes on 24, 25 and 26 December but opens on 1 January.

# How do we get there?

<https://www.tate.org.uk/visit/tate-modern>

Location

Reviews



A map of the South Bank of the River Thames in London. A red location pin marks the Tate Modern building. The map shows the river, surrounding streets like Stamford St and Union St, and nearby landmarks like the London Waterloo East station and the Cathedral Church of St Saviour and St Mary Over. A red button labeled 'Show on map' is at the bottom of the map area.

**Address**  
Bankside  
London  
SE1 9TG

**Telephone:**  
+44 (0)20 7887 8888


**Email**  
[visiting.modern@tate.org.uk](mailto:visiting.modern@tate.org.uk)

**Public transport:**  
Tube: Southwark or Blackfriars.  
Blackfriars: Cross Blackfriars Bridge  
and turn left along river walk.



Find all of this information and more at

<https://www.visitlondon.com/things-to-do/family-activities/31-free-things-to-d>



EN ▾

**VISIT LONDON**  
OFFICIAL VISITOR GUIDE

Search

Home Book tickets Sightseeing ▾ Theatre ▾ Things to do ▾ Traveller information ▾ London accommodation

# Discover London

**London's Official Visitor Guide**

♥ Inspiring **26 million** people each year

✦ **Book easily** via our trusted partners

🏠 Your purchases **support jobs in London**